


# How to Win Friends and Influence People

*with release notes*

Ivana Isadora Devcic – Akademy 2018, Vienna



KDE user & fan since 2009

KDE Promo contributor since last year

Working on long-term Promo strategy and positioning the KDE brand

Technical Writer at  
ReversingLabs in Zagreb, Croatia

Developing documentation for  
security software

We're hiring :) - AMA after the  
talk




# Release Notes

New features

Resolved issues

Known issues and  
workarounds


Additional info (how to  
install/upgrade, links to  
documentation...)





Downloads



22,110 




Tools



Similar




## WHAT'S NEW

- Updated third-party libraries
- Many changes under the hood
- Fixed bugs 
- Added more bugs to fix later

# Dear devs, please don't skip writing changelogs


by ABHIMANYU GHOSHAL — in DESIGN & DEV

## Request: Better release notes #337

 Closed

Kyslik opened this issue Dec 12, 2017 · 4 comments

## Generate better release notes / change log #3743

 Closed

bitpskr opened this issue Mar 9, 2018 · 1 comment

**Make sure they're readable**

**Formatting, organization, length**

**Adapted to the publishing medium**

**Accessibility considerations**

**Summary / TL;DR on top**

# Make them reliable

Technically correct

Get the facts straight

Help and workarounds for known issues

Links to documentation and other resources

# Be clear

What's the focus of the release?

Compatibility changes & security issues

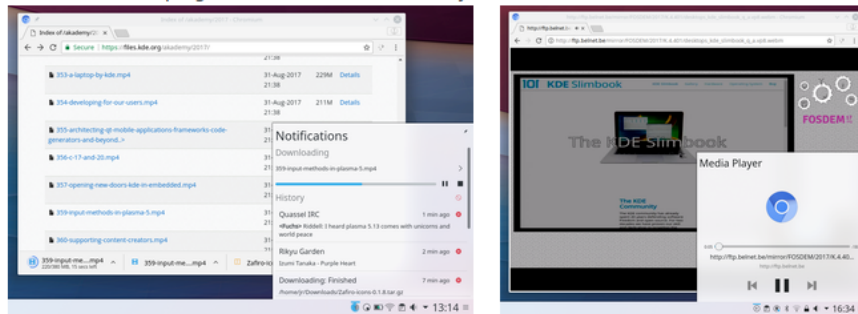
New default values, if any

Plain language – not everyone is technical or an English speaker

Benefits for the user

### Plasma Browser Integration

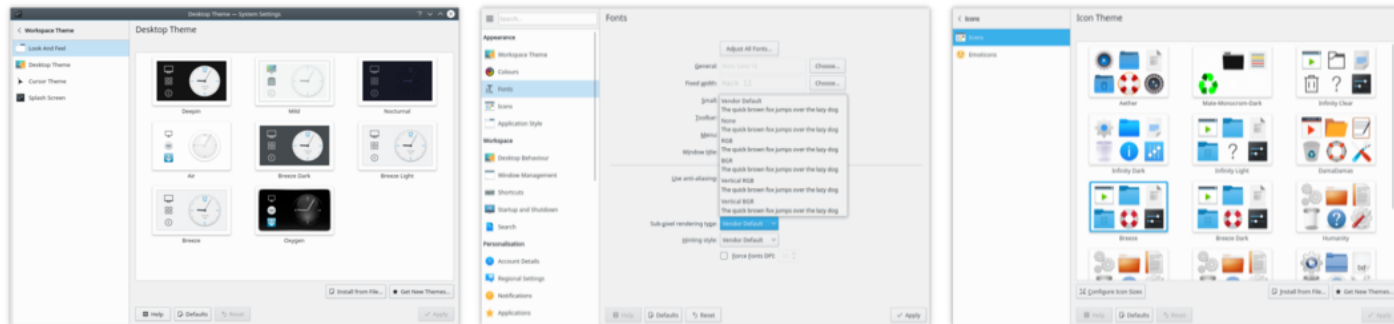
Plasma Browser Integration is a suite of new features which make Firefox, Chrome and Chromium-based browsers work with your desktop. Downloads are now displayed in the Plasma notification popup just as when transferring files with Dolphin. The Media Controls Plasmoid can mute and skip videos and music playing from within the browser. You can send a link to your phone with KDE Connect. Browser tabs can be opened directly using KRunner via the Alt-Space keyboard shortcut. To enable Plasma Browser Integration, add the relevant plugin from the add-on store of your favourite browser.



Plasma Browser Integration for Downloads and Media Controls

### System Settings Redesigns

Our settings pages are being redesigned. The KDE Visual Design Group has reviewed many of the tools in System Settings and we are now implementing those redesigns. KDE's Kirigami framework gives the pages a slick new look. We started off with the theming tools, comprising the icons, desktop themes, and cursor themes pages. The splash screen page can now download new splashscreens from the KDE Store. The fonts page can now display previews for the sub-pixel anti-aliasing settings.



Redesigned System Settings Pages

# Invite users to interact

CTA (Call to Action)

Download and try it out

Links to social media for sharing

Invite them to contribute or report bugs

## ▼ Fedora Release Notes

## ▼ Welcome to Fedora

Overview

Hardware Overview

**Feedback**

▶ System Administrators

▶ Desktop Users

▶ Developers

Revision History

▶ Installation Guide

▶ System Administration Guide

# Feedback

Thank you for taking the time to provide your comments, suggestions, and bug reports to the Fedora community; this helps improve the state of Fedora, Linux, and free software worldwide.

## Providing Feedback on Fedora Software

To provide feedback on Fedora software or other system elements, please refer to [Bugs And Feature Requests](#). A list of commonly reported bugs and known issues for this release is available from [Common F26 Bugs](#) on the wiki.

## Providing Feedback on Release Notes

If you feel these release notes could be improved in any way, you can provide your feedback directly to the beat writers. There are several ways to provide feedback, in order of preference:

- If you have a Fedora account, edit content directly at [Docs-Beats](#) page on the wiki.
- Fill out a bug request using <http://pagure.io/> - This link is **ONLY** for feedback on the release notes themselves. Refer to the admonition above for details.
- E-mail the Release-Note mailing list at [relnotes@fedoraproject.org](mailto:relnotes@fedoraproject.org)

# Show gratitude

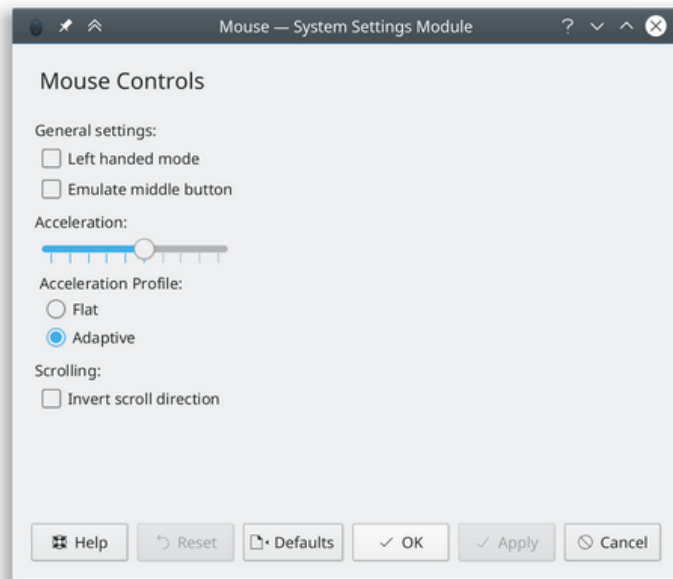
List names of people who worked on the release (if they're OK with it)

Thank testers and bug reporters

Let the person who wrote the release notes sign their name – make it human!

## New Features

- Mouse settings now fully support using libinput as the backend (KDE bug [350688](#), Implemented in KDE Plasma 5.13, authored by Roman Gilg):



*Keep in mind that this this user interface is rough and will be substantially refined before Plasma 5.13 is released!*

- Hidden files on Windows partitions are now properly marked as hidden (and are no longer visible by default) when viewed in Dolphin (KDE bug [171537](#), implemented in KDE Frameworks 5.45, authored by Roman Infiantskas)

**But Wait,  
THERE'S  
MORE!**



TM

# Benefits for you

Project progress tracking

Searchable solutions to known issues right on your website (bonus SEO points!)

Track engagement

If you include images – a historical photo album of your product's development



# Invite contributors

Great opportunity for non-devs to join your project

Prepare guidelines for contributing to make it easier

Join the KDE Community goal – Streamlined Onboarding of New Contributors

### Writing Notes: step by step process

- Gather the notes (2 weeks ahead of release)
  - Find note nominees from Bugzilla's *relnote-firefox:?* flag, and from the Firefox Trello board for the release.
  - Put Into a Google doc draft.
  - Release Management & Marketing work on making sure the notes are accurate and have a verifiable source
  - Checking with developers and managers as necessary to clarify
  - Ask developers, managers, SUMO, or MDN editors to write posts and articles on mozilla.org sites so we can link to them from the notes
- Release Management emails out the draft for feedback (approximately 1 week ahead of release)
- Second editing phase
- Release Management puts the edited notes into the Nucleus back end. Each note should have a bug number associated in Nucleus, if possible
- Add a note for developer pointing to the MDN page for developers for the release:
  - **Developer** - Changes affecting [developers](#)
- Add a note for security fixes pointing to our security advisories, this link is provided by the Security team:
  - **Fixed** - Various [security fixes](#)
- Release Management sends out the links to staging to the communications team
- Final edit phase

Relevant information from the bug should be added as an item in the [Nucleus database](#) for a specific release. Look for the "fixed" or "verified" flag in Bugzilla to make sure the issue is fixed for the first time in that release.

### Dot-Release Notes

There are a few specifics to notes for a dot-release.

Example: [60.0.1 release notes](#)

- Notes **do** have the bug number indicated (and linked to) between parenthesis at the end, ex: *WebVR has been disabled by default on macOS (Bug 1459362)*
- Put a link to the reference release notes for the major version with this sentence, ex: *Reference link to [60.0 release notes](#)*
- In Nucleus make the note pointing to the reference mailing list as "release-specific" and don't associate any tag to it

**"Great things are done by a series of  
small things brought together."**

*--- Vincent van Gogh*

**Thank you!**

