



**Hello!**

- 1 Situation
- 2 Need for change
- 3 New Graphical Assets
- 4 Design Principles and System

---

# CONTENTS

# Current State



# Need for Change





# FOUNDATIONS

New graphical assets for designers  
and developers.

# COLORS

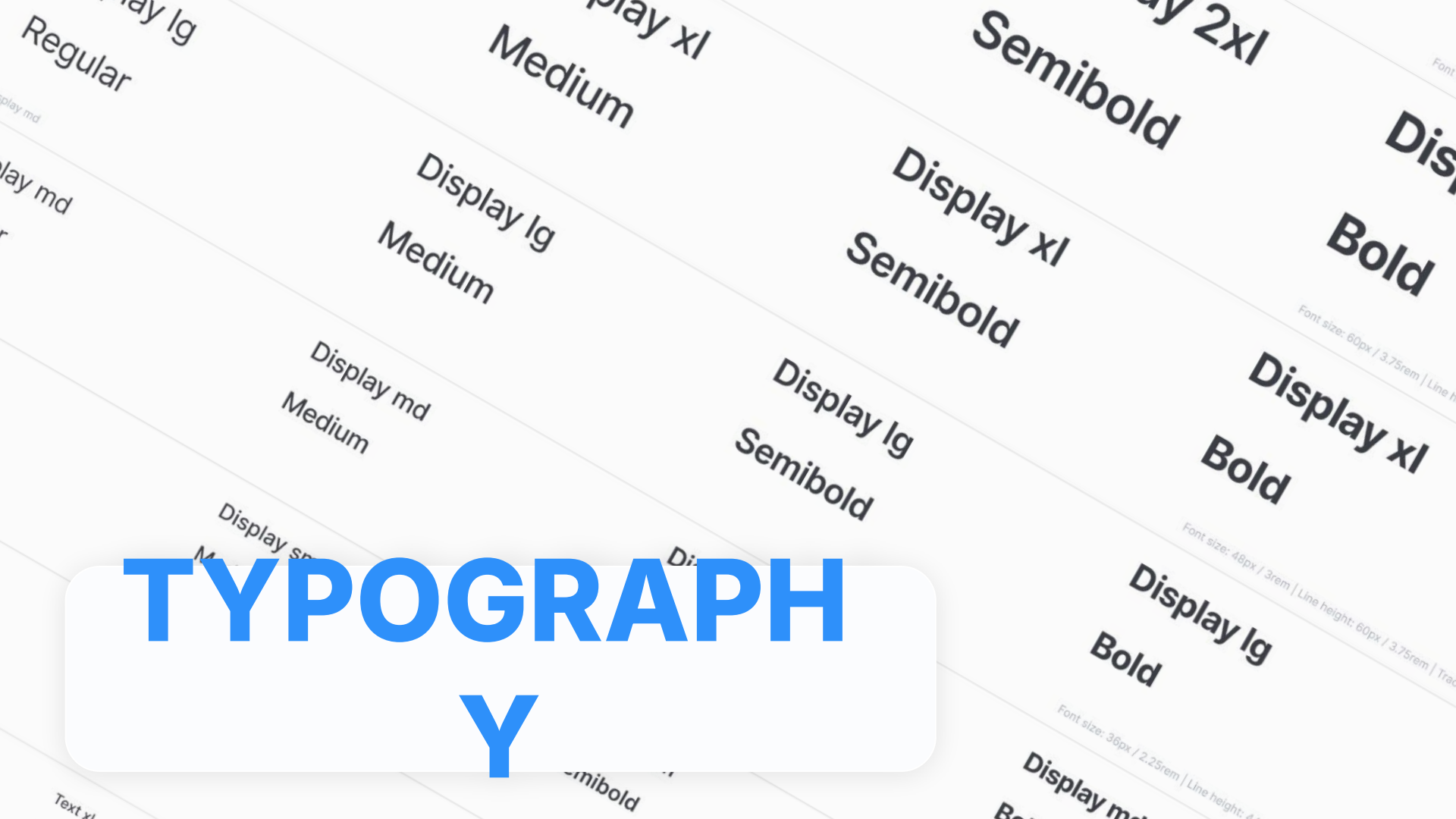




**COLOR**

**S**

# TYPOGRAPHY





# Specification

**S**

Font size: 72px / 4.5rem | Line height: 90px / 5.625rem | Tracking: -2%

Font size: 60px / 3.75rem | Line height: 72px / 4.5rem | Tracking: -2%

x/

2x/

3x/

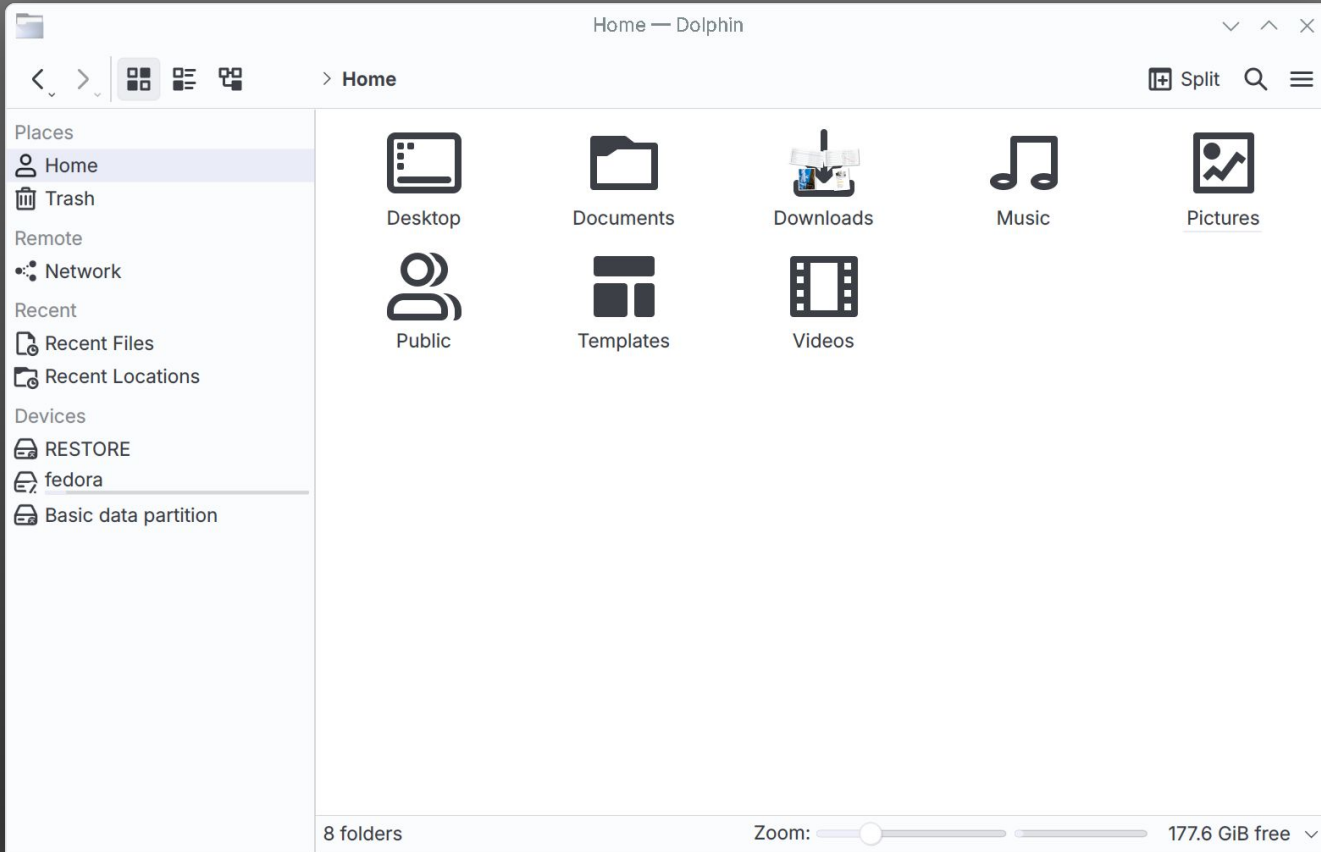
**SHADOW**  
**S**

# SPACING S





**ICONS**





Search...



## Quick Settings

## Input &amp; Output

Mouse &amp; Touchpad &gt;

Keyboard &gt;

Touchscreen &gt;

Multimedia &gt;

Game Controller

Drawing Tablet

Sound

Display &amp; Monitor

Accessibility

## Connected Devices

Bluetooth

Disks &amp; Cameras &gt;

Thunderbolt

KDE Connect

Color Management

Printers

## Networking

Wi-Fi &amp; Internet &gt;

Online Accounts

Theme:



Breeze



Breeze Dark

Animation speed:

Slow

Instant

Clicking files or folders:

- Selects them**  
Open by double-clicking instead
- Opens them**  
Select by clicking on item's selection marker

Most Used Pages:

- Global Theme
- Icons
- Application Style
- Colors
- Plasma Style
- Keyboard

Home — Discover

Search...







Home

- Home
- Installed
- Updates (0)
- Settings
- About





---

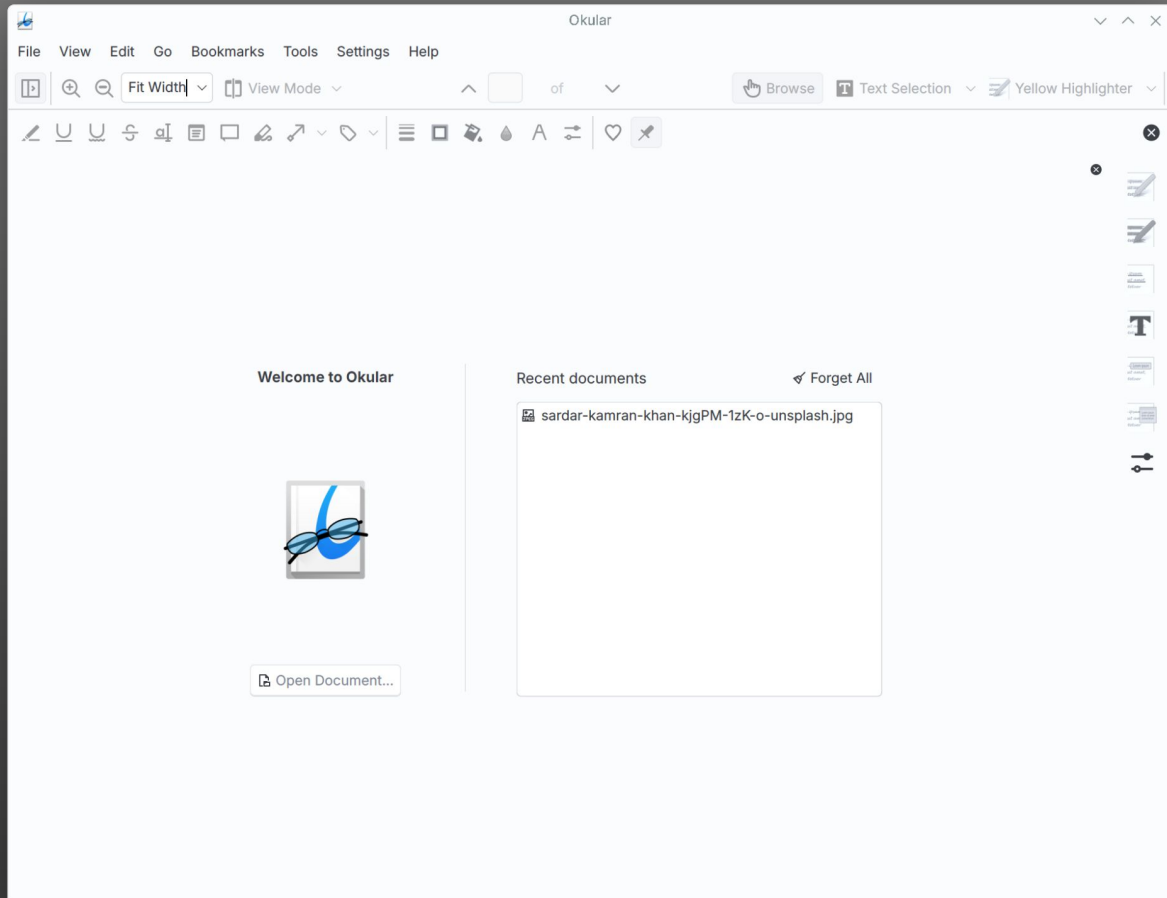
- All Applications
- Accessibility
- Accessories
- Developer Tools >
- Education
- Games >
- Graphics >
- Internet >
- Multimedia >
- Office
- Science and Engine... >
- System Settings
- Application Addons >
- Plasma Addons >

### Most Popular

 <b>VLC</b> VLC media player, the open-source multimedia player	 <b>Firefox</b> Web Browser
 <b>GNU Image Manipulation Program</b> Create images and edit photographs	 <b>Chromium Web Browser</b> The web browser from Chromium project
 <b>Blender</b> Free and open source 3D creation suite	 <b>O A.D.</b> Real-Time Strategy Game of Ancient Warfare

### Editor's Choice


 <b>KolourPaint</b> Paint Program	 <b>Krita</b> Digital Painting, Creative Freedom
 <b>GCompris</b> Multi-Activity Educational game for children 2 to 10	 <b>KPatience</b> Solitaire card game







- breeze-icons
- dolphin
- Inter-4.0
- kinto-master
- plasmanext
- plasmanext\_c...
- Inter-4.0.zip
- kinto.zip
- plasmanext.tar...
- qtcurve-maste...
- file\_172451123...
- image.png
- image2.png
- jeremy-bishop...
- jeremy-bishop...
- sardar-kamran...





**What  
you  
get!**

## Color styles

- White
- Black
- > Gray
- > Primary
- > Error +
- > Warning
- > Success
- > Lime
- > Teal
- > Blue
- > Indigo
- > Violet
- > Pink
- > Fuschia
- > Orange
- > Gradient
- > Avatar user square
- > Avatar user portrait
- > Avatar company logo

## Color styles

- White
- Black
- > Gray
- > Primary
- > Error
- > Warning
- > Success
- > Lime
- > Teal
- > Blue
- > Indigo
- > Violet
- > Pink
- > Fuschia
- > Orange

The image shows a design tool interface. On the right, a vertical color palette is visible with a 'Gray' section expanded to show a range of shades from 25 to 900. A dialog box titled 'Edit color style' is open in the foreground. The dialog has a close button (X) in the top right corner. It contains a large empty square for a color preview. Below this, there are two input fields: 'Name' with the value '25' and 'Description' with the placeholder text 'What's it for?'. At the bottom, there is a 'Properties' section with a plus sign (+) to its right. The properties section shows a color swatch with the hex code 'FBFCFE', a percentage of '100 %', and a visibility icon (an eye) with a minus sign (-) to its right. A small text note at the bottom of the dialog reads: 'A simple color palette should contain both neutral, prim also good to include feedback colors (green for success especially if forms are an essential part of the functional'.

Effect styles

> Focus ring

▼ Shadow


- xs
- xs focused 4px primary-100
- xs focused 4px gray-100
- xs focused 4px error-100
- sm
- sm focused 4px primary-100
- sm focused 4px gray-100
- md
- lg
- xl
- 2xl
- 3xl

> Portfolio mockup

▼ Background blur

- sm
- md
- lg
- xl

Edit effect style



Name

sm

Description

What's it for?

Properties



Background blur



- md
- lg
- xl
- 2xl
- 3xl

> Portfolio mockup

▼ Background blur

- sm
- md
- lg
- xl



Grid styles

Grid desktop



## Local styles



### Text styles

- > Display 2xl
- > Display xl
- > Display lg
- > Display md
- > Display sm
- > Display xs
- > Text xl
- > **Text lg**
- > Text md
- > Text sm
- > Text xs



The screenshot shows a design tool interface. In the center, an "Edit text style" dialog box is open, displaying the text "Rag 123". The dialog has a close button (X) in the top right corner. Below the text, there are fields for "Name" (containing "Regular"), "Description" (containing "What's it for?"), and "Properties". The "Properties" section includes a font family dropdown set to "Inter", a font weight dropdown set to "Regular", a size input field set to "20", and a line height input field set to "30". There are also icons for text alignment and a three-dot menu.

On the right side of the screen, a list of text styles is visible, including:

- > Display xs
- > Text xl
  - Ag Regular · 20/30
  - Ag Medium · 20/30
  - Ag Semibold · 20/30
  - Ag Bold · 20/30
  - Ag Regular italic · 20/30
  - Ag Medium italic · 20/30
  - Ag Semibold italic · 20/30
  - Ag Bold italic · 20/30
  - Ag Regular underlined · 20/30
  - Ag Medium underlined · 20/30
- > Text lg
- > Text md
- > Text sm
- > Text xs

# DESIGN PRINCIPLES



# DESIGN SYSTEMS

